

## LAMPIRAN 1

### Variabel Agresivitas Pajak

No	Kode	Tahun	Beban Pajak	Laba Sebelum Pajak	ETR
1	ASSA	2019	9,266,011,201	32,192,591,329	0.287830548
2	ASSA	2020	12,416,333,636	27,400,781,724	0.453137935
3	ASSA	2021	12,287,185,457	41,997,240,100	0.29257126
4	ASSA	2022	25,398,356,729	110,227,916,469	0.230416736
5	BIRD	2019	92,345,657,454	118,017,374	0.080861232
6	BIRD	2020	33,463,585,495	18,040,585	0.190243902
7	BIRD	2021	15,628,475,580	43,949,585	0.355593984
8	BIRD	2022	12,593,484,696	60,280,695	0.208908427
9	BPTR	2019	1,518,499,675	4,990,179,445	0.304297609
10	BPTR	2020	90,789,109	3,059,280,321	0.029676623
11	BPTR	2021	869,369,380	4,584,488,612	0.189632793
12	BPTR	2022	2,511,930,210	7,669,964,725	0.327502185
13	CMPP	2019	4,446,927,173	98,041,105,344	0.045357783
14	CMPP	2020	70,331,363,098	413,684,770,579	0.170011971
15	CMPP	2021	7,802,197	749,678,219,705	1.04074E-05
16	CMPP	2022	12,525,600	501,600,988,846	2.49712E-05
17	DEAL	2019	825,956,500	3,009,965,261	0.27440732
18	DEAL	2020	12,727,096	2,034,903,238	0.006254399
19	DEAL	2021	2,922,185,341	13,758,020,854	0.212398671
20	DEAL	2022	957,281,352	625,579,533	1.530231252
21	HELI	2019	545,108,177	1,038,860,226	0.524717535
22	HELI	2020	68,984,298	328,031,447	0.210297819
23	HELI	2021	190,621,179	652,223,016	0.292263803
24	HELI	2022	42,503,664	251,528,927	0.168981216
25	IATA	2019	307,917,494	907,836,294	0.3391769
26	IATA	2020	66,355,495	927,257,495	0.071560527
27	IATA	2021	153,573,495	1,456,389	0.105447789
28	IATA	2022	5,036,838	14,469,662	0.348096452
29	INDX	2019	630,461,665	630,461,665	1
30	INDX	2020	477,626,709	477,626,709	1
31	INDX	2021	1,153,427,046	1,262,332,354	0.913726914
32	INDX	2022	76,745,622	177,070,311	0.433418915
33	IPCM	2019	10,833,951	36,681,843	0.295349146
34	IPCM	2020	12,967,517	45,317,177	0.28615015
35	IPCM	2021	9,310,631	42,321,050	0.22
36	IPCM	2022	12,567,527	50,270,107	0.250000005
37	LRNA	2019	8,269,387,243	5,346,465,369	1.546701731

38	LRNA	2020	9,065,593,808	5,485,158,466	1.652749663
39	LRNA	2021	5,221,941,974	7,119,820,292	0.733437328
40	LRNA	2022	4,905,402,634	3,644,996,017	1.345790945
41	NELLY	2019	407,482,525	10,844,664,902	0.037574469
42	NELLY	2020	137,826,333	10,085,970,789	0.013665153
43	NELLY	2021	398,312,660	3,874,161,226	0.102812618
44	NELLY	2022	609,330,778	18,018,440,542	0.033817065
45	PURA	2019	183,707,499	734,829,995	0.25
46	PURA	2020	1,147,329,130	4,779,479,762	0.240053141
47	PURA	2021	1,030,702,924	4,913,773,614	0.209757918
48	PURA	2022	980,406,356	5,051,184,123	0.194094361
49	SAFE	2019	10,185,369,995	1,809,935,773	5.627475929
50	SAFE	2020	10,521,714,723	1,447,670,548	7.268031209
51	SAFE	2021	9,868,159,765	217,467,710	45.37758624
52	SAFE	2022	10,757,726,448	1,603,929,393	6.707107242
53	SAPX	2019	328,256,535	4,256,632,912	0.077116477
54	SAPX	2020	3,294,284,189	14,656,334,312	0.22476863
55	SAPX	2021	2,425,522,229	10,636,697,045	0.228033403
56	SAPX	2022	2,039,959,556	8,839,317,120	0.230782483
57	SDMU	2019	274,941,411	312,794,275	0.878984793
58	SDMU	2020	326,341,967	48,570,726,882	0.006718902
59	SDMU	2021	5,937,076,630	7,287,008,569	0.814748133
60	SDMU	2022	1,057,351	2,336,866,685	0.000452465
61	TAMU	2019	619,780,483	1,276,599	0.485493095
62	TAMU	2020	329,758,393	106,852,298	3.086119118
63	TAMU	2021	449,866,323	87,407,394	5.146796023
64	TAMU	2022	691,957,254	1,593,175	0.434325796
65	TAXI	2019	3,172,601	45,443,758	0.06981379
66	TAXI	2020	5,650,433	26,428,161	0.213803488
67	TAXI	2021	20,638,967	8,953,949	2.305012794
68	TAXI	2022	142,922	2,782,296	0.051368366
69	TMAS	2019	4,917,393	54,205,284	0.090711189
70	TMAS	2020	5,288,193	16,779,345	0.31515585
71	TMAS	2021	28,833,284	38,436,384	0.750156104
72	TMAS	2022	276,851,384	290,382,384	0.953402759
73	TNCA	2019	105,202,539	420,810,157	0.249999999
74	TNCA	2020	146,641,000	466,541,555	0.314314981
75	TNCA	2021	18,013,940	863,242,925	0.020867753
76	TNCA	2022	758,027,380	1,202,676,979	0.630283437
77	WEHA	2019	747,854,856	2,991,803,259	0.249967926
78	WEHA	2020	2,755,527,501	12,524,741,229	0.220006741

79	WEHA	2021	1,061,900,222	4,826,435,418	0.220017493
80	WEHA	2022	432,254,433	1,965,176,650	0.219957037

Variabel *capital intensity*

No	Kode	Tahun	Aset Tetap	Total Aset	CI
1	ASSA	2019	22,674,183,288	4,849,223,630,042	0.004675838
2	ASSA	2020	29,334,461,538	5,111,130,398,037	0.00573933
3	ASSA	2021	4,015,720,685,974	5,595,444,820,742	0.717676756
4	ASSA	2022	3,085,705,975	7,230,467,509,913	0.000426764
5	BIRD	2019	101,526,284	7,424,304	0.013674817
6	BIRD	2020	99,573,394	7,702,349	0.012927615
7	BIRD	2021	63,385,132	7,156,383	0.008857128
8	BIRD	2022	59,416,232	6,651,812	0.008932303
9	BPTR	2019	495,856,432,129	536,133,980,207	0.924874099
10	BPTR	2020	484,364,905,976	533,203,128,947	0.908405971
11	BPTR	2021	764,359,118,475	816,739,145,113	0.935866884
12	BPTR	2022	823,884,091,308	914,964,303,008	0.900454901
13	CMPP	2019	1,179,761,455,303	2,613,070,074,932	0.451484813
14	CMPP	2020	6,033,085,128,720	7,268,703,395,568	0.830008435
15	CMPP	2021	702,303,352,180	5,839,626,657,566	0.120265112
16	CMPP	2022	654,243,264,198	4,983,897,645,927	0.131271409
17	DEAL	2019	57,403,932,669	275,487,784,551	0.208371971
18	DEAL	2020	54,209,262,842	267,943,349,080	0.202316135
19	DEAL	2021	48,243,719,001	201,718,229,741	0.239163902
20	DEAL	2022	32,344,153,302	161,645,486,762	0.200093142
21	HELI	2019	81,611,336,232	193,198,983,272	0.422421148
22	HELI	2020	79,581,950,312	171,454,943,789	0.464156638
23	HELI	2021	55,292,813,787	301,477,751,273	0.183405951
24	HELI	2022	53,143,033,973	297,279,229,584	0.178764706
25	IATA	2019	49,552,939	61,101,287	0.810996649
26	IATA	2020	48,699,885	66,482,713	0.73251952
27	IATA	2021	40,809,020	51,560,630	0.791476365
28	IATA	2022	43,653,181	150,177,604	0.290677037
29	INDX	2019	23,535,344,440	61,122,301,890	0.385053306
30	INDX	2020	23,487,025,464	61,732,575,179	0.380464048
31	INDX	2021	47,530,681,907	61,184,413,008	0.776842983
32	INDX	2022	48,956,008,000	64,698,480,026	0.756679415
33	IPCM	2019	485,569,453	1,279,304,590	0.379557345
34	IPCM	2020	513,917,544	1,394,498,739	0.368532097
35	IPCM	2021	502,097,062	1,363,567,402	0.368223134
36	IPCM	2022	504,558,560	1,508,666,325	0.334440129
37	LRNA	2019	238,021,563,893	302,636,796,677	0.786492477
38	LRNA	2020	234,560,906,387	301,231,881,732	0.778672248

39	LRNA	2021	206,975,999,380	262,695,172,728	0.787894186
40	LRNA	2022	183,035,009,614	241,482,571,614	0.757963643
41	NELLY	2019	392,627,670,150	527,467,886,738	0.744363174
42	NELLY	2020	416,359,009,245	549,795,872,938	0.757297444
43	NELLY	2021	402,456,964,705	569,527,040,442	0.706651197
44	NELLY	2022	426,001,549,915	575,994,657,437	0.739592884
45	PURA	2019	162,554,323,518	221,944,953,894	0.732408287
46	PURA	2020	158,433,419,812	411,803,017,233	0.384731081
47	PURA	2021	213,243,951,883	469,225,342,668	0.454459579
48	PURA	2022	229,940,984,940	494,109,040,434	0.465364861
49	SAFE	2019	330,472,107,495	357,452,208,844	0.924521095
50	SAFE	2020	322,998,008,178	351,574,731,677	0.918717926
51	SAFE	2021	293,107,202,174	320,349,552,764	0.914960547
52	SAFE	2022	263,416,246,792	295,944,164,004	0.890087654
53	SAPX	2019	29,970,835,098	157,166,234,017	0.190695128
54	SAPX	2020	35,309,216,971	177,850,421,441	0.198533221
55	SAPX	2021	31,803,038,140	229,368,152,924	0.138654986
56	SAPX	2022	24,583,528,527	249,813,321,200	0.098407597
57	SDMU	2019	150,846,135,606	217,821,047,351	0.692523232
58	SDMU	2020	145,979,014,634	192,135,762,217	0.759770138
59	SDMU	2021	129,971,956,244	178,989,080,131	0.726144613
60	SDMU	2022	116,889,960,828	170,295,462,244	0.686395041
61	TAMU	2019	76,141,550	87,501,606	0.870173171
62	TAMU	2020	74,189,887	86,290,546	0.859768427
63	TAMU	2021	66,121,635	81,625,866	0.810057378
64	TAMU	2022	56,439,283	69,953,636	0.806809856
65	TAXI	2019	263,890,302	479,265,331	0.550614211
66	TAXI	2020	201,843,343	415,578,656	0.485692275
67	TAXI	2021	37,063,025	173,854,344	0.213184348
68	TAXI	2022	7,305,070	87,210,754	0.083763408
69	TMAS	2019	2,511,934	3,266,151	0.769080793
70	TMAS	2020	2,581,780	3,488,787	0.740022248
71	TMAS	2021	3,335,360	4,018,710	0.829957872
72	TMAS	2022	2,537,690	4,403,862	0.576241944
73	TNCA	2019	1,411,402,468	50,990,972,393	0.027679458
74	TNCA	2020	1,220,938,692	52,583,624,519	0.023218991
75	TNCA	2021	27,655,557,708	48,718,397,286	0.567661484
76	TNCA	2022	27,713,735,641	53,952,185,301	0.513672161
77	WEHA	2019	174,620,443,964	269,602,629,189	0.647695627
78	WEHA	2020	170,439,100,274	254,178,860,961	0.670547895
79	WEHA	2021	140,078,496,254	217,847,486,480	0.643011763

80	WEHA	2022	133,061,642,100	218,732,954,418	0.608329195
----	------	------	-----------------	-----------------	-------------

Variabel *Leverage*

No	Kode	Tahun	Total Utang	Total Aset	LEV
1	ASSA	2019	3,511,071,376,393	4,849,223,630,042	0.724048145
2	ASSA	2020	3,702,416,841,231	5,111,130,398,037	0.72438317
3	ASSA	2021	3,982,171,059,007	5,595,444,820,742	0.711680874
4	ASSA	2022	4,737,338,973,465	7,230,467,509,913	0.65519124
5	BIRD	2019	23,016,202	73,424,304	0.271567813
6	BIRD	2020	24,280,467	76,702,349	0.296074224
7	BIRD	2021	11,949,181	79,156,383	0.272369576
8	BIRD	2022	15,456,546	67,651,812	0.218969809
9	BPTR	2019	317,641,249,208	536,133,980,207	0.592466176
10	BPTR	2020	312,498,633,644	533,203,128,947	0.586078019
11	BPTR	2021	336,565,484,836	816,739,145,113	0.41208443
12	BPTR	2022	664,903,404,057	914,964,303,008	0.726698738
13	CMPP	2019	2,410,942,815,607	2,613,070,074,932	0.922647593
14	CMPP	2020	8,199,604,383,116	7,268,703,395,568	1.128069745
15	CMPP	2021	9,499,716,677,636	5,839,626,657,566	1.626767811
16	CMPP	2022	10,690,576,714,942	4,983,897,645,927	2.145023328
17	DEAL	2019	149,811,341,327	275,487,784,551	0.543803935
18	DEAL	2020	144,192,630,859	267,943,349,080	0.53814596
19	DEAL	2021	206,159,556,503	201,718,229,741	1.022017478
20	DEAL	2022	161,645,486,762	161,645,486,762	1
21	HELI	2019	67,743,589,307	193,198,983,272	0.350641541
22	HELI	2020	45,738,705,443	171,454,943,789	0.266768076
23	HELI	2021	207,277,857,877	301,477,751,273	0.687539485
24	HELI	2022	155,908,921,595	297,279,229,584	0.524452791
25	IATA	2019	25,299,740	61,101,287	0.414062309
26	IATA	2020	31,552,370	66,482,713	0.474595103
27	IATA	2021	38,856,523	51,560,630	0.753608383
28	IATA	2022	239,750,925	150,177,604	1.596449262
29	INDX	2019	6,482,378,525	61,122,301,890	0.106055864
30	INDX	2020	6,615,025,105	61,732,575,179	0.10715615
31	INDX	2021	7,858,693,699	61,184,413,008	0.128442741
32	INDX	2022	11,308,544,571	64,698,480,026	0.174788412
33	IPCM	2019	199,892,353	1,279,304,590	0.15625079
34	IPCM	2020	282,784,386	1,394,498,739	0.202785688
35	IPCM	2021	238,909,932	1,363,567,402	0.175209477
36	IPCM	2022	314,550,830	1,508,666,325	0.208495958
37	LRNA	2019	41,462,629,189	302,636,796,677	0.137004587
38	LRNA	2020	51,519,648,394	301,231,881,732	0.171029866

39	LRNA	2021	51,659,143,195	262,695,172,728	0.196650523
40	LRNA	2022	53,096,232,527	241,482,571,614	0.219876044
41	NELLY	2019	65,436,471,797	527,467,886,738	0.124057736
42	NELLY	2020	77,851,433,555	549,795,872,938	0.141600615
43	NELLY	2021	66,940,043,500	569,527,040,442	0.117536199
44	NELLY	2022	66,105,397,300	575,994,657,437	0.114767379
45	PURA	2019	40,439,113,638	221,944,953,894	0.182203348
46	PURA	2020	41,369,426,344	411,803,017,233	0.10045926
47	PURA	2021	42,214,084,697	469,225,342,668	0.089965483
48	PURA	2022	39,900,917,050	494,109,040,434	0.080753263
49	SAFE	2019	408,955,063,516	357,452,208,844	1.14408319
50	SAFE	2020	401,629,915,801	351,574,731,677	1.142374237
51	SAFE	2021	389,485,041,047	320,349,552,764	1.215812657
52	SAFE	2022	362,575,359,768	295,944,164,004	1.225147862
53	SAPX	2019	50,346,447,863	157,166,234,017	0.320338832
54	SAPX	2020	59,968,535,165	177,850,421,441	0.337185229
55	SAPX	2021	83,648,680,500	229,368,152,924	0.364691782
56	SAPX	2022	80,477,647,736	249,813,321,200	0.322151146
57	SDMU	2019	166,615,624,916	217,821,047,351	0.764919768
58	SDMU	2020	189,501,066,513	192,135,762,217	0.986287323
59	SDMU	2021	178,539,238,337	178,989,080,131	0.997486764
60	SDMU	2022	169,853,367,170	170,295,462,244	0.997403953
61	TAMU	2019	46,349,395	87,501,606	0.529697649
62	TAMU	2020	45,031,483	86,290,546	0.521858826
63	TAMU	2021	41,328,449	81,625,866	0.506315596
64	TAMU	2022	35,757,144	69,953,636	0.511154903
65	TAXI	2019	933,327,880	479,265,331	1.947413718
66	TAXI	2020	901,719,799	415,578,656	2.169793338
67	TAXI	2021	315,969,163	173,854,344	1.817436112
68	TAXI	2022	13,781,867	87,210,754	0.158029444
69	TMAS	2019	2,082,994	3,266,151	0.637751898
70	TMAS	2020	2,287,171	3,488,787	0.655577712
71	TMAS	2021	2,758,207	4,018,710	0.686341388
72	TMAS	2022	2,178,316	4,403,862	0.494637661
73	TNCA	2019	8,786,058,436	50,990,972,393	0.172306156
74	TNCA	2020	10,028,904,245	52,583,624,519	0.190722955
75	TNCA	2021	8,069,505,107	48,718,397,286	0.165635685
76	TNCA	2022	10,663,898,878	53,952,185,301	0.197654624
77	WEHA	2019	117,734,528,422	269,602,629,189	0.436696514
78	WEHA	2020	112,105,093,922	254,178,860,961	0.441048062
79	WEHA	2021	103,711,269,054	217,847,486,480	0.476072828



80	WEHA	2022	108,714,429,750	218,732,954,418	0.497018979
----	------	------	-----------------	-----------------	-------------

## Variabel profitabilitas

No	Kode	Tahun	Laba Bersih Setelah Pajak	Total Aset	ROA
1	ASSA	2019	32,192,591,329	4,849,223,630,042	0.00663871
2	ASSA	2020	27,400,781,724	5,111,130,398,037	0.005361002
3	ASSA	2021	41,997,240,100	5,595,444,820,742	0.007505612
4	ASSA	2022	110,227,916,469	7,230,467,509,913	0.015244922
5	BIRD	2019	118,017,374	7,424,304	0.015896036
6	BIRD	2020	18,040,585	7,702,349	0.002342143
7	BIRD	2021	43,949,585	7,156,383	0.006141231
8	BIRD	2022	60,280,695	6,651,812	0.009062192
9	BPTR	2019	4,990,179,445	536,133,980,207	0.00930771
10	BPTR	2020	3,059,280,321	533,203,128,947	0.005737551
11	BPTR	2021	4,584,488,612	816,739,145,113	0.005613161
12	BPTR	2022	7,669,964,725	914,964,303,008	0.008382802
13	CMPP	2019	98,041,105,344	2,613,070,074,932	0.037519509
14	CMPP	2020	413,684,770,579	7,268,703,395,568	0.056913145
15	CMPP	2021	749,678,219,705	5,839,626,657,566	0.128377765
16	CMPP	2022	501,600,988,846	4,983,897,645,927	0.10064432
17	DEAL	2019	3,009,965,261	275,487,784,551	0.010925948
18	DEAL	2020	2,034,903,238	267,943,349,080	0.007594528
19	DEAL	2021	13,758,020,854	201,718,229,741	0.068204152
20	DEAL	2022	625,579,533	161,645,486,762	0.003870071
21	HELI	2019	1,038,860,226	193,198,983,272	0.005377152
22	HELI	2020	328,031,447	171,454,943,789	0.001913222
23	HELI	2021	652,223,016	301,477,751,273	0.00216342
24	HELI	2022	251,528,927	297,279,229,584	0.000846103
25	IATA	2019	907,836,338	61,101,287	0.014857887
26	IATA	2020	927,257,494	66,482,713	0.01394734
27	IATA	2021	1,456,389	51,560,630	0.028246144
28	IATA	2022	14,469,662	150,177,604	0.096350332
29	INDX	2019	630,461,665	61,122,301,890	0.010314757
30	INDX	2020	477,626,709	61,732,575,179	0.007737029
31	INDX	2021	1,262,332,354	61,184,413,008	0.0206316
32	INDX	2022	177,070,311	64,698,480,026	0.002736854
33	IPCM	2019	36,681,843	1,279,304,590	0.028673268
34	IPCM	2020	45,317,177	1,394,498,739	0.032497109
35	IPCM	2021	42,321,050	1,363,567,402	0.031037006
36	IPCM	2022	50,270,107	1,508,666,325	0.033320892
37	LRNA	2019	5,346,465,369	302,636,796,677	0.017666277
38	LRNA	2020	5,485,158,466	301,231,881,732	0.01820909

39	LRNA	2021	7,119,820,292	262,695,172,728	0.027102973
40	LRNA	2022	3,644,996,017	241,482,571,614	0.015094241
41	NELLY	2019	10,844,664,902	527,467,886,738	0.020559858
42	NELLY	2020	10,085,970,789	549,795,872,938	0.018344937
43	NELLY	2021	3,874,161,226	569,527,040,442	0.006802418
44	NELLY	2022	18,018,440,542	575,994,657,437	0.031282305
45	PURA	2019	734,829,995	221,944,953,894	0.003310866
46	PURA	2020	4,779,479,762	411,803,017,233	0.011606228
47	PURA	2021	4,913,773,614	469,225,342,668	0.010472098
48	PURA	2022	5,051,184,123	494,109,040,434	0.010222813
49	SAFE	2019	1,809,935,773	357,452,208,844	0.005063434
50	SAFE	2020	1,447,670,548	351,574,731,677	0.004117675
51	SAFE	2021	217,467,710	320,349,552,764	0.000678845
52	SAFE	2022	1,603,929,393	295,944,164,004	0.005419703
53	SAPX	2019	4,256,632,912	157,166,234,017	0.027083635
54	SAPX	2020	14,656,334,312	177,850,421,441	0.082408207
55	SAPX	2021	10,636,697,045	229,368,152,924	0.046373905
56	SAPX	2022	8,839,317,120	249,813,321,200	0.03538369
57	SDMU	2019	312,794,275	217,821,047,351	0.001436015
58	SDMU	2020	48,570,726,882	192,135,762,217	0.252793787
59	SDMU	2021	7,287,008,569	178,989,080,131	0.040712029
60	SDMU	2022	2,336,866,685	170,295,462,244	0.013722425
61	TAMU	2019	1,276,599	87,501,606	0.014589435
62	TAMU	2020	106,852,546	86,290,546	0.001238282
63	TAMU	2021	87,407,293	81,625,866	0.001070825
64	TAMU	2022	1,593,175	69,953,636	0.022774728
65	TAXI	2019	45,443,758	479,265,331	0.094819623
66	TAXI	2020	26,428,161	415,578,656	0.063593644
67	TAXI	2021	8,953,949	173,854,344	0.05150259
68	TAXI	2022	2,782,296	87,210,754	0.03190313
69	TMAS	2019	54,205,390	3,266,151	0.016595987
70	TMAS	2020	16,779,247	3,488,787	0.004809408
71	TMAS	2021	38,436,535	4,018,710	0.009564263
72	TMAS	2022	290,382,293	4,403,862	0.065938033
73	TNCA	2019	420,810,157	50,990,972,393	0.00825264
74	TNCA	2020	466,541,555	52,583,624,519	0.008872373
75	TNCA	2021	863,242,925	48,718,397,286	0.017719034
76	TNCA	2022	1,202,676,979	53,952,185,301	0.022291534
77	WEHA	2019	2,991,803,259	269,602,629,189	0.011097085
78	WEHA	2020	12,524,741,229	254,178,860,961	0.049275306
79	WEHA	2021	4,826,435,418	217,847,486,480	0.022155112

80	WEHA	2022	1,965,176,650	218,732,954,418	0.008984365
----	------	------	---------------	-----------------	-------------

## Variabel Ukuran perusahaan

No	Kode	Tahun	Total Aset	size
1	ASSA	2019	4,849,223,630,042	29
2	ASSA	2020	5,111,130,398,037	29
3	ASSA	2021	5,595,444,820,742	29
4	ASSA	2022	7,230,467,509,913	30
5	BIRD	2019	7,424,304	16
6	BIRD	2020	7,702,349	16
7	BIRD	2021	7,156,383	16
8	BIRD	2022	6,651,812	16
9	BPTR	2019	536,133,980,207	27
10	BPTR	2020	533,203,128,947	27
11	BPTR	2021	816,739,145,113	27
12	BPTR	2022	914,964,303,008	28
13	CMPP	2019	2,613,070,074,932	29
14	CMPP	2020	7,268,703,395,568	30
15	CMPP	2021	5,839,626,657,566	29
16	CMPP	2022	4,983,897,645,927	29
17	DEAL	2019	275,487,784,551	26
18	DEAL	2020	267,943,349,080	26
19	DEAL	2021	201,718,229,741	26
20	DEAL	2022	161,645,486,762	26
21	HELI	2019	193,198,983,272	26
22	HELI	2020	171,454,943,789	26
23	HELI	2021	301,477,751,273	26
24	HELI	2022	297,279,229,584	26
25	IATA	2019	61,101,287	18
26	IATA	2020	66,482,713	18
27	IATA	2021	51,560,630	18
28	IATA	2022	150,177,604	19
29	INDX	2019	61,122,301,890	25
30	INDX	2020	61,732,575,179	25
31	INDX	2021	61,184,413,008	25
32	INDX	2022	64,698,480,026	25
33	IPCM	2019	1,279,304,590	21
34	IPCM	2020	1,394,498,739	21
35	IPCM	2021	1,363,567,402	21
36	IPCM	2022	1,508,666,325	21
37	LRNA	2019	302,636,796,677	26
38	LRNA	2020	301,231,881,732	26

39	LRNA	2021	262,695,172,728	26
40	LRNA	2022	241,482,571,614	26
41	NELLY	2019	527,467,886,738	27
42	NELLY	2020	549,795,872,938	27
43	NELLY	2021	569,527,040,442	27
44	NELLY	2022	575,994,657,437	27
45	PURA	2019	221,944,953,894	26
46	PURA	2020	411,803,017,233	27
47	PURA	2021	469,225,342,668	27
48	PURA	2022	494,109,040,434	27
49	SAFE	2019	357,452,208,844	27
50	SAFE	2020	351,574,731,677	27
51	SAFE	2021	320,349,552,764	26
52	SAFE	2022	295,944,164,004	26
53	SAPX	2019	157,166,234,017	26
54	SAPX	2020	177,850,421,441	26
55	SAPX	2021	229,368,152,924	26
56	SAPX	2022	249,813,321,200	26
57	SDMU	2019	217,821,047,351	26
58	SDMU	2020	192,135,762,217	26
59	SDMU	2021	178,989,080,131	26
60	SDMU	2022	170,295,462,244	26
61	TAMU	2019	87,501,606	18
62	TAMU	2020	86,290,546	18
63	TAMU	2021	81,625,866	18
64	TAMU	2022	69,953,636	18
65	TAXI	2019	479,265,331	20
66	TAXI	2020	415,578,656	20
67	TAXI	2021	173,854,344	19
68	TAXI	2022	87,210,754	18
69	TMAS	2019	3,266,151	15
70	TMAS	2020	3,488,787	15
71	TMAS	2021	4,018,710	15
72	TMAS	2022	4,403,862	15
73	TNCA	2019	50,990,972,393	25
74	TNCA	2020	52,583,624,519	25
75	TNCA	2021	48,718,397,286	25
76	TNCA	2022	53,952,185,301	25
77	WEHA	2019	269,602,629,189	26
78	WEHA	2020	254,178,860,961	26
79	WEHA	2021	217,847,486,480	26

80	WEHA	2022	218,732,954,418	26
----	------	------	-----------------	----

## Variabel Kepemilikan Manajeral

No	Kode	Tahun	Jumlah saham yang dimiliki manajemen	Jumlah saham beredar	KM
1	ASSA	2019	374,948,865,468	339,750,000,000	1.103602253
2	ASSA	2020	374,948,865,468	339,750,000,000	1.103602253
3	ASSA	2021	374,948,865,468	339,750,000,000	1.103602253
4	ASSA	2022	557,061,735,114	356,578,506,200	1.562241485
5	BIRD	2019	28,512,774,212	250,210,323	10.04266017
6	BIRD	2020	26,512,774,214	250,210,536	10.04266017
7	BIRD	2021	25,512,774,234	250,210,786	10.04266017
8	BIRD	2022	23,512,774,324	250,210,584	10.04266017
9	BPTR	2019	155,000,000,000	1,205,244,135	128.6046499
10	BPTR	2020	155,000,000,000	1,205,244,135	128.6046499
11	BPTR	2021	155,000,000,000	1,205,244,135	128.6046499
12	BPTR	2022	155,000,000,000	1,205,244,135	128.6046499
13	CMPP	2019	163,673,995,500	2,671,281,110,250	0.061271723
14	CMPP	2020	163,673,995,500	2,671,281,110,250	0.061271723
15	CMPP	2021	163,673,995,500	2,671,281,110,250	0.061271723
16	CMPP	2022	163,673,995,500	2,671,281,110,250	0.061271723
17	DEAL	2019	11,026,222,357	114,617,095,900	0.096200504
18	DEAL	2020	11,026,222,357	114,617,095,900	0.096200504
19	DEAL	2021	11,026,222,357	114,617,095,900	0.096200504
20	DEAL	2022	11,026,222,357	114,617,095,900	0.096200504
21	HELI	2019	154,827,500	81,900,000,000	0.001890446
22	HELI	2020	154,827,500	81,900,000,000	0.001890446
23	HELI	2021	4,313,543,600	83,286,238,700	0.051791793
24	HELI	2022	4,313,543,600	83,286,238,700	0.051791793
25	IATA	2019	2,618,931,234	79,177,823	0.033076572
26	IATA	2020	2,618,931,342	79,177,823	0.033076572
27	IATA	2021	2,618,931,334	79,177,823	0.033076572
28	IATA	2022	2,618,931,344	81,725,166	0.032045588
29	INDX	2019	80,533,618,694	21,895,679,400	3.678059823
30	INDX	2020	80,533,618,694	21,895,679,400	3.678059823
31	INDX	2021	80,533,618,694	21,895,679,400	3.678059823
32	INDX	2022	80,533,618,694	21,895,679,400	3.678059823
33	IPCM	2019	317,981,175	528,481,110	0.601688819
34	IPCM	2020	317,981,175	528,481,110	0.601688819
35	IPCM	2021	317,981,175	528,481,110	0.601688819
36	IPCM	2022	317,981,175	528,481,110	0.601688819



37	LRNA	2019	58,668,472,916	175,000,011,000	0.335248396
38	LRNA	2020	58,668,472,916	175,000,011,000	0.335248396
39	LRNA	2021	58,668,472,916	175,000,011,000	0.335248396
40	LRNA	2022	58,668,472,916	175,000,011,000	0.335248396
41	NELLY	2019	19,432,841,314	235,000,000,000	0.082692942
42	NELLY	2020	19,432,841,314	235,000,000,000	0.082692942
43	NELLY	2021	19,432,841,314	235,000,000,000	0.082692942
44	NELLY	2022	19,432,841,314	235,000,000,000	0.082692942
45	PURA	2019	95,495,600,000	265,073,164,000	0.36026129
46	PURA	2020	95,495,600,000	265,073,164,000	0.36026129
47	PURA	2021	121,680,670,856	288,452,691,550	0.421839263
48	PURA	2022	131,604,444,912	297,139,020,450	0.442905293
49	SAFE	2019	506,311,100,324	218,234,264,000	2.320034861
50	SAFE	2020	506,311,100,324	218,234,264,000	2.320034861
51	SAFE	2021	506,311,100,324	218,234,264,000	2.320034861
52	SAFE	2022	506,311,100,324	218,234,264,000	2.320034861
53	SAPX	2019	52,361,576,838	83,333,330,000	0.628338947
54	SAPX	2020	52,361,576,838	83,333,330,000	0.628338947
55	SAPX	2021	52,361,576,838	83,333,330,000	0.628338947
56	SAPX	2022	52,361,576,838	83,333,330,000	0.628338947
57	SDMU	2019	6,912,130,414	113,522,500,000	0.060887757
58	SDMU	2020	6,912,130,414	113,522,500,000	0.060887757
59	SDMU	2021	6,912,130,414	113,522,500,000	0.060887757
60	SDMU	2022	6,912,130,414	113,522,500,000	0.060887757
61	TAMU	2019	310,840,490	30,113,735	0.0103222
62	TAMU	2020	310,840,495	30,113,735	0.0103222
63	TAMU	2021	310,840,284	30,113,735	0.0103222
64	TAMU	2022	310,840,235	30,113,735	0.0103222
65	TAXI	2019	319,938,860	614,560,000	0.520598249
66	TAXI	2020	319,938,860	614,560,000	0.520598249
67	TAXI	2021	319,938,860	1,022,364,716	0.312940045
68	TAXI	2022	319,938,860	1,022,364,716	0.312940045
69	TMAS	2019	145,603,930	142,629,274	1.0208513
70	TMAS	2020	145,603,384	142,629,274	1.0208513
71	TMAS	2021	145,603,274	142,629,486	1.0208513
72	TMAS	2022	145,603,203	142,629,284	1.0208513
73	TNCA	2019	6,940,515,304	42,164,000,000	0.164607611
74	TNCA	2020	6,940,515,304	42,164,000,000	0.164607611
75	TNCA	2021	6,940,515,304	42,164,000,000	0.164607611
76	TNCA	2022	6,940,515,304	42,164,000,000	0.164607611
77	WEHA	2019	47,523,493,292	88,641,126,500	0.536133679

78	WEHA	2020	47,523,493,292	88,641,126,500	0.536133679
79	WEHA	2021	47,523,493,292	88,641,126,500	0.536133679
80	WEHA	2022	47,523,493,292	88,641,126,500	0.536133679

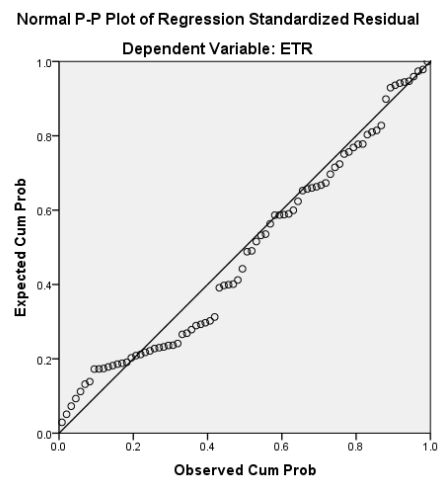
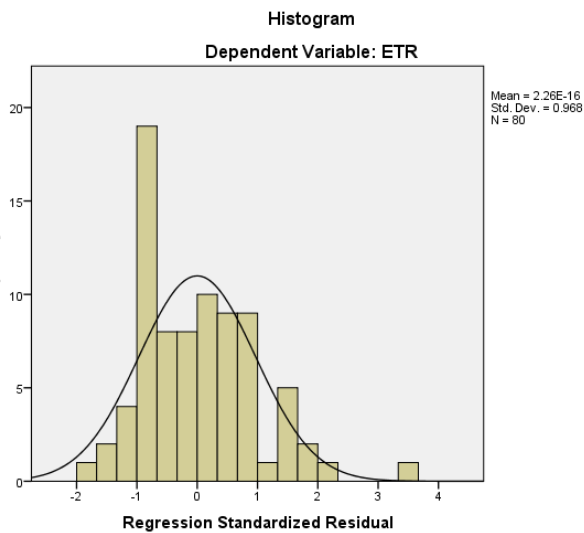
## LAMPIRAN 2

### Statistik Deskriptif

**Descriptive Statistics**

	N	Minimum	Maximum	Mean	Std. Deviation
CI	80	127	9245	5570.54	3004.742
LEV	80	111	19665	3791.53	3806.480
ROA	80	25	20631	2697.15	3293.328
SIZE	80	19	955	451.82	255.315
KM	80	40	9974	1420.96	1956.087
ETR	80	122.6	9137.0	2243.149	1998.7333
Valid N (listwise)	80				

### Uji asumsi klasik Histogram



### One-Sample Kolmogorov-Smirnov Test

		Unstandardized Residual
N		80
Normal Parameters <sup>a,b</sup>	Mean	.0000000
	Std. Deviation	1839.05414627
Most Extreme Differences	Absolute	.107
	Positive	.107
	Negative	-.061
Test Statistic		.107
Asymp. Sig. (2-tailed)		.024 <sup>c</sup>

a. Test distribution is Normal.

b. Calculated from data.

c. Lilliefors Significance Correction.

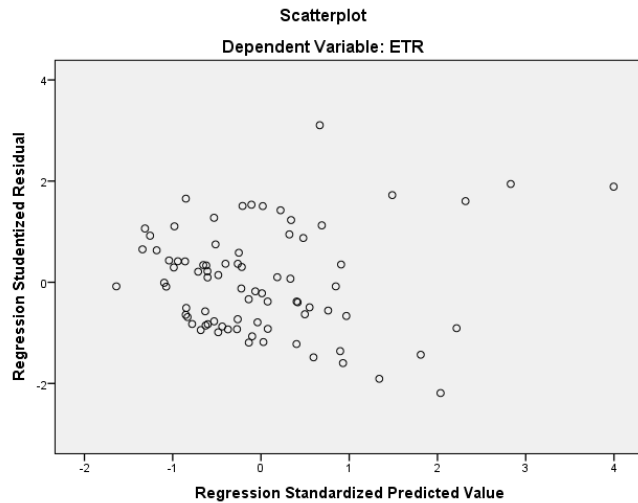
### Multi Kolinearitas

#### Coefficients<sup>a</sup>

Model		Unstandardized Coefficients		Standardized Coefficients	t	Sig.	Collinearity Statistics	
		B	Std. Error	Beta			Tolerance	VIF
1	(Constant)	846.995	640.976		1.321	.190		
	CI	-.023	.078	-.034	-.295	.769	.822	1.217
	LEV	.090	.062	.170	1.463	.148	.819	1.221
	ROA	.241	.066	.394	3.640	.001	.948	1.054
	SIZE	.994	.832	.126	1.195	.236	.997	1.003
	KM	.080	.110	.077	.723	.472	.973	1.028

a. Dependent Variable: ETR

### Uji Heteroskedastisitas



## Uji Hipotesis

### Koefisien Determinan (Uji R Square)

**Model Summary<sup>b</sup>**

Model	R	R Square	Adjusted R Square	Std. Error of the Estimate
1	.468 <sup>a</sup>	.219	.166	1870.03417

a. Predictors: (Constant), KM, ROA, SIZE, CI, LEV

b. Dependent Variable: ETR

### Uji Parsial (Uji t)

**Coefficients<sup>a</sup>**

Model		Unstandardized Coefficients		Standardized Coefficients	T	Sig.
		B	Std. Error	Beta		
1	(Constant)	846.995	640.976		1.321	.190
	CI	-.023	.078	-.034	-.295	.769
	LEV	.090	.062	.170	1.463	.148
	ROA	.241	.066	.394	3.640	.001
	SIZE	.994	.832	.126	1.195	.236
	KM	.080	.110	.077	.723	.472

a. Dependent Variable: ETR

No	Kode	Tahun	Aset tetap	Laba setelah pajak	Liabilitas	Laba Bruto
1	ASSA	2019	3,893,957,386,095	32,192,591,329	3,511,071,376,393	159,618,719,367
2	ASSA	2020	3,928,979,830,724	27,400,781,724	3,702,416,841,231	202,532,229,398
3	ASSA	2021	4,015,720,685,974	41,997,240,100	3,982,171,059,007	220,728,960,428
4	ASSA	2022	4,626,709,435,256	110,227,916,469	4,737,338,973,465	346,626,855,115
5	BIRD	2019	6,183,774	118,017	2,016,202	271,928
6	BIRD	2020	6,363,389	18,040	2,280,467	206,259
7	BIRD	2021	5,467,257	43,949	1,949,181	83,291
8	BIRD	2022	4,816,999	60,280	1,456,546	173,224
9	BPTR	2019	495,008,096,641	4,990,179,445	317,641,249,208	17,492,638,297
10	BPTR	2020	484,364,905,976	3,059,280,321	312,498,633,644	17,021,131,360
11	BPTR	2021	512,772,660,440	4,584,488,612	336,565,484,836	19,093,399,155
12	BPTR	2022	823,884,091,308	7,669,964,725	664,903,404,057	29,644,922,342
13	CMPP	2019	1,179,761,455,303	98,041,105,344	2,410,942,815,607	79,392,870,523
14	CMPP	2020	6,033,085,128,720	413,684,770,579	8,199,604,383,116	352,904,443,066
15	CMPP	2021	702,303,352,180	749,678,219,705	9,499,716,677,636	685,078,920,902
16	CMPP	2022	654,243,264,198	501,600,988,846	10,690,576,714,942	442,183,387,145
17	DEAL	2019	57,403,932,669	3,260,971,412	149,811,341,327	11,752,858,987
18	DEAL	2020	54,209,262,842	2,034,903,238	144,192,630,859	11,898,274,074
19	DEAL	2021	48,243,719,001	13,758,020,854	206,159,556,503	5,955,785,664
20	DEAL	2022	32,344,153,302	625,579,532	198,432,975,151	4,829,204,866
21	HELI	2019	81,611,336,232	1,038,860,226	67,743,589,307	6,357,617,343
22	HELI	2020	79,581,950,312	328,031,447	45,738,705,443	1,880,563,057
23	HELI	2021	171,783,523,377	652,223,016	207,277,857,877	5,520,823,905
24	HELI	2022	133,405,904,824	251,528,927	155,908,921,595	4,435,633,324
25	IATA	2019	49,552,939	907,836	25,299,740	873,337
26	IATA	2020	48,699,885	927,257	25,299,740	76,750
27	IATA	2021	40,809,020	1,456,389	38,856,523	108,954
28	IATA	2022	43,596,218	23,224,540	230,949,636	29,329,062
29	INDX	2019	23,535,344,440	630,461,665	6,482,378,525	1,200,000,000
30	INDX	2020	23,487,025,464	477,626,709	6,615,025,105	652,679,370
31	INDX	2021	47,530,681,907.25	1,262,332,354	7,858,693,699	530,492,481
32	INDX	2022	48,956,008,000	177,070,311	11,308,544,571	553,580,406
33	IPCM	2019	485,569,453	36,681,843	199,892,353	53,031,859
34	IPCM	2020	513,917,544	45,317,177	282,784,385	65,752,358
35	IPCM	2021	502,097,062	42,321,050	238,909,932	65,474,193
36	IPCM	2022	504,558,560	50,270,107	314,550,828	79,800,588
37	LRNA	2019	238,021,563,893	5,346,465,369	41,462,629,189	2,922,921,874
38	LRNA	2020	234,560,906,387	11,461,934,152	51,519,648,394	2,396,340,344
39	LRNA	2021	206,975,999,380	7,119,820,292	51,659,143,195	1,897,878,318
40	LRNA	2022	183,035,009,614	3,644,996,017	53,096,232,527	1,260,406,617
41	NELLY	2019	392,627,670,150	11,443,044,525	65,436,471,797	17,466,475,200
42	NELLY	2020	416,359,009,245	10,701,168,936	77,851,433,555	18,047,986,416
43	NELLY	2021	402,456,964,705	4,272,473,886	66,940,043,500	4,403,360,960
44	NELLY	2022	426,001,549,915	18,627,771,320	66,105,397,300	23,027,784,848

45	PURA	2019	162,554,323,518	734,829,995	40,439,113,638	2,996,283,147
46	PURA	2020	158,433,419,812	4,779,479,762	41,369,426,345	7,533,845,208
47	PURA	2021	213,243,951,883	4,913,773,614	42,214,084,697	8,113,857,771
48	PURA	2022	229,940,984,940	5,051,184,123	39,900,917,050	8,262,697,439
49	SAFE	2019	330,472,107,495	1,809,935,773	408,955,063,516	10,964,074,080
50	SAFE	2020	322,998,008,178	1,447,670,548	401,629,915,801	15,840,333,459
51	SAFE	2021	270,840,075,481	217,467,710	366,839,357,213	13,152,532,863
52	SAFE	2022	263,416,246,792	1,603,929,393	362,575,359,769	16,193,901,071
53	SAPX	2019	29,970,835,098	4,256,632,912	50,346,447,863	21,755,236,211
54	SAPX	2020	35,309,216,971	14,656,334,311	59,968,535,165	42,337,447,346
55	SAPX	2021	36,452,404,547	10,636,697,045	83,648,680,500	44,102,029,230
56	SAPX	2022	28,640,880,180	8,839,317,121	68,300,531,644	47,869,820,668
57	SDMU	2019	150,846,135,606	312,794,275	166,615,624,916	9,765,927,084
58	SDMU	2020	145,979,014,486	48,570,726,880	189,501,066,513	14,601,185,759
59	SDMU	2021	129,971,956,311	7,287,008,568	178,539,238,336	5,584,666,138
60	SDMU	2022	116,889,960,828	2,336,866,684	169,853,367,170	8,289,670,635
61	TAMU	2019	76,141,550	1,238,294	46,349,395	390,547
62	TAMU	2020	74,189,887	112,742	45,031,483	840,223
63	TAMU	2021	66,121,635	92,076	41,328,449	717,712
64	TAMU	2022	56,439,283	1,593,620	35,757,143	747,068
65	TAXI	2019	263,890,302	45,443,758	933,327,880	45,923,123
66	TAXI	2020	201,843,343	26,428,161	901,719,799	26,558,217
67	TAXI	2021	37,063,025	8,953,949	315,969,163	6,302,494
68	TAXI	2022	7,305,070	2,782,296	13,781,867	2,159,055
69	TMAS	2019	2,511,934	54,205	2,082,998	97,303
70	TMAS	2020	2,694,114	16,778	2,287,170	134,373
71	TMAS	2021	3,335,360	38,436	2,758,207	134,678
72	TMAS	2022	2,537,690	373,878	2,178,316	423,236
73	TNCA	2019	1,322,069,121	420,810,158	8,786,058,436	4,283,280,696
74	TNCA	2020	1,352,074,883	466,541,555	10,028,904,245	4,575,695,481
75	TNCA	2021	1,198,039,364	863,242,925	8,069,505,108	4,470,084,036
76	TNCA	2022	1,046,941,085	1,019,423,759	9,187,399,344	1,019,423,759
77	WEHA	2019	174,620,443,964	2,991,803,259	117,734,528,422	16,537,078,003
78	WEHA	2020	172,268,936,538	12,524,741,229	112,105,093,922	1,382,813,610
79	WEHA	2021	143,400,489,390	4,826,435,418	103,711,269,054	5,469,873,797
80	WEHA	2022	135,746,077,666	1,965,176,650	108,714,429,750	12,485,532,596

**LAMPIRAN 3**